



District Report Card: 2017


State: Tamil Nadu	District: Dindigul
Class: 5	Subject: Language
Schools: 60	Students: 1075


Participation/Coverage


Students

GENDER 	Boys		Girls	
	Number	%	Number	%
	506	47.07	569	52.93

AREA 	Rural		Urban	
	Number	%	Number	%
	843	78.42	232	21.58

CATEGORY 	SC		ST		OBC		GEN	
	Number	%	Number	%	Number	%	Number	%
	339	31.53	4	0.37	666	61.95	66	6.14

CWSN 	LD	VI	HI	S&LD	ID	Oth
	1	0	1	0	1	35

Management 	Government		Government-aided	
	Number	%	Number	%
	552	51.35	523	48.65

Average Performance of Students in Language (%)

Overall	Gender		Area		Management		Social Group			
	Male	Female	Rural	Urban	Govt.	Aided	SC	ST	OBC	GEN
63.29	62.45	64.04	62.75	65.26	57.97	68.91	59.25	55.00	65.63	61.01

Performance on Learning Outcomes (LOs)

Learning Outcomes	Description	Average Performance(%)
L504	Reads and comprehends independently storybooks, news items/ headlines, advertisements etc.	61.97
L508	Reads text with comprehension, locates details and sequence of events	63.95

Range of Performance of Students who Answered Correctly							
Below 30%		30% - 50%		50% - 75%		Above 75%	
Number	%	Number	%	Number	%	Number	%
82	7.63	222	20.65	442	41.12	329	30.60

Lowest Performing Learning Outcomes (LOs)

- 1 - Reads and comprehends independently storybooks, news items/ headlines, advertisements etc. (61.97)
- 2 - Reads text with comprehension, locates details and sequence of events (63.95)